


PICMG 1.3 Backplane

PICMG 1.3 Selection Guide

Model		PCIEx16	PCIEx8	PCIEx4	PCIEx1	PCI-X	PCI	ROBO-8921VG2R	ROBO-8914VG2AR	ROBO-8913VG2AR	ROBO-8912VG2AR
Server Grade	PBPE-19AG64	1 (x8 signal)	1 (x4 signal)			16		★			
	PBPE-14AD64		1	1		8	3	★			
	PBPE-06V464			1		4		★			
	PBPE-08P41	2 (x8 signal)	1 (x4 signal)				4	★			
	PBPE-06A364	2 (x8 signal)				2	1	★			
	PBPE-06P2	2 (x8 signal)	1 (x4 signal)				2	★			
Non-Server Grade	PBPE-13A8	1			3		8	★	★	★	★
	PBPE-12A9	1	1 (x4 signal)				9	★	★	★	★
	PBPE-12AA64	1				8	2	★	★	★	★
	PBPE-06V3	1	1 (x4 signal)				3	★	★	★	★
	PBPE-06V	1			4			★	★	★	★
	PBPE-07P4	1		1			4	★	★	★	★
	PBPE-05A364	1				2	1	★	★	★	★
	PBPE-06P4		1 (x4 signal)				4	★	★	★	★
	PBPE-06P3	1		1			3	★	★	★	★


PICMG 1.3 BACKPLANE

Server Grade Backplane




PBPE-19AG64
19-slot [PCIe x16 (1, x8 signal), PCIe x8 (1, x4 signal), PCI-X (16)]

- Fit for 4U up chassis
- Four PCI-X buses support 16 PCI-X expansion slots




PBPE-14AD64
14-slot [PCIe x4 (1), PCIe x8 (1), PCI-X (8), PCI (3)]

- Fit for 4U chassis
- Four PCI-X buses support eight PCI-X expansion slots




PBPE-08P41
8-slot [PCIe x8 (1, x4 signal), PCIe x16 (2, x8 signal), PCI (4)]

- Fit for Node chassis
- Four USB ports




PBPE-06V464
Vertical 6-slot [PCIe x4 (1), PCI-X (4)]

- Fit for 2U chassis
- Dual PCI-X buses support four PCI-X slots



PBPE-06A364
6-slot [PCIe x16 (2, x8 signal), PCI-X (2), PCI (1)]

- Fit for Node chassis
- Four USB ports
- Dual SATA ports
- Two PCI-X buses support two PCI-X expansion slot



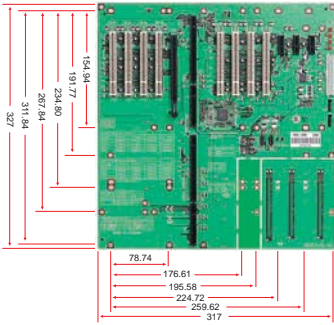
PBPE-06P2
6-slot [PCIe x8 (1, x4 signal), PCIe x16 (2, x8 signal), PCI (2)]

- Fit for Node chassis
- Four USB ports




PICMG 1.3 Backplane


Non-Server Grade Backplane




PBPE-13A8
13-slot [PCIe x1 (3), PCIe x16 (1), PCI (8)]
 - Fit for 4U chassis
 - Four USB ports
 - Dual SATA ports
 - 24-pin ESP12V power connector




PBPE-12A9
12-slot [PCIe x16 (1), PCIe x8 (1, x4 signal), PCI (9)]
 - Fit for 4U chassis
 - Four USB ports
 - Dual SATA ports




PBPE-12AA64
12-slot [PCI-X (8), PCIe x16 (1), PCI (2)]
 - Fit for 4U chassis
 - Four USB ports
 - Dual SATA ports
 - Two PCI-X buses support eight PCI-X expansion slot




PBPE-07P4
7-slot [PCIe x4 (1), PCIe x16 (1), PCI (4)]
 - Fit for Node chassis
 - Four USB ports
 - Dual SATA ports




PBPE-06V
Vertical 6-slot [PCIe x1 (4), PCIe x16 (1)]
 - Fit for 2U chassis
 - Four USB ports
 - Dual SATA ports
 - 24-pin ESP 12V power connector




PBPE-06V3
Vertical 6-slot [PCIe x8 (1, x4 signal), PCIe x16 (1), PCI (3)]
 - Fit for 2U chassis
 - Four USB ports
 - Dual SATA ports




PBPE-06P3
6-slot [PCIe x16 (1), PCIe x4 (1), PCI (3)]
 - Fit for Node chassis
 - Four USB ports
 - Dual SATA ports



PBPE-06P4
6-slot [PCIe x8 (1, x4 signal), PCI (4)]
 - Fit for Node chassis
 - Four USB ports
 - Dual SATA ports



PBPE-05A364
5-slot [PCIe x16 (1), PCI-X (2), PCI (1)]
 - Fit for Node chassis
 - Four USB ports
 - Dual SATA ports
 - Two PCI-X buses support two PCI-X expansion slot



PBPE-13A4
13-slot [PCIe x16(1), PCIe x16(2, x1 signal), PCIe x4(5, x1 signal), PCI(4)]
 - Fit for 4U chassis
 - Four USB 2.0 ports
 - Dual SATA II ports