



■ Advanced Fanless Embedded Controller With Intel® Core™ 2 Duo Processor And PCI-Express Expansion



Features

- Fanless Design
- Intel® Core™ 2 Duo Processor
- PCI-E x 1, PCI x 1
- Wide DC Or AC Power Input (By AC Adapter) Range
- Dual Ethernet, COM x 4, USB x 4, Audio, CompactFlash™ x 1
- Anti-Vibration And Shock Resistant
- Machine Control, Security Node, Data Analyzer Platform
- ATX Power Function



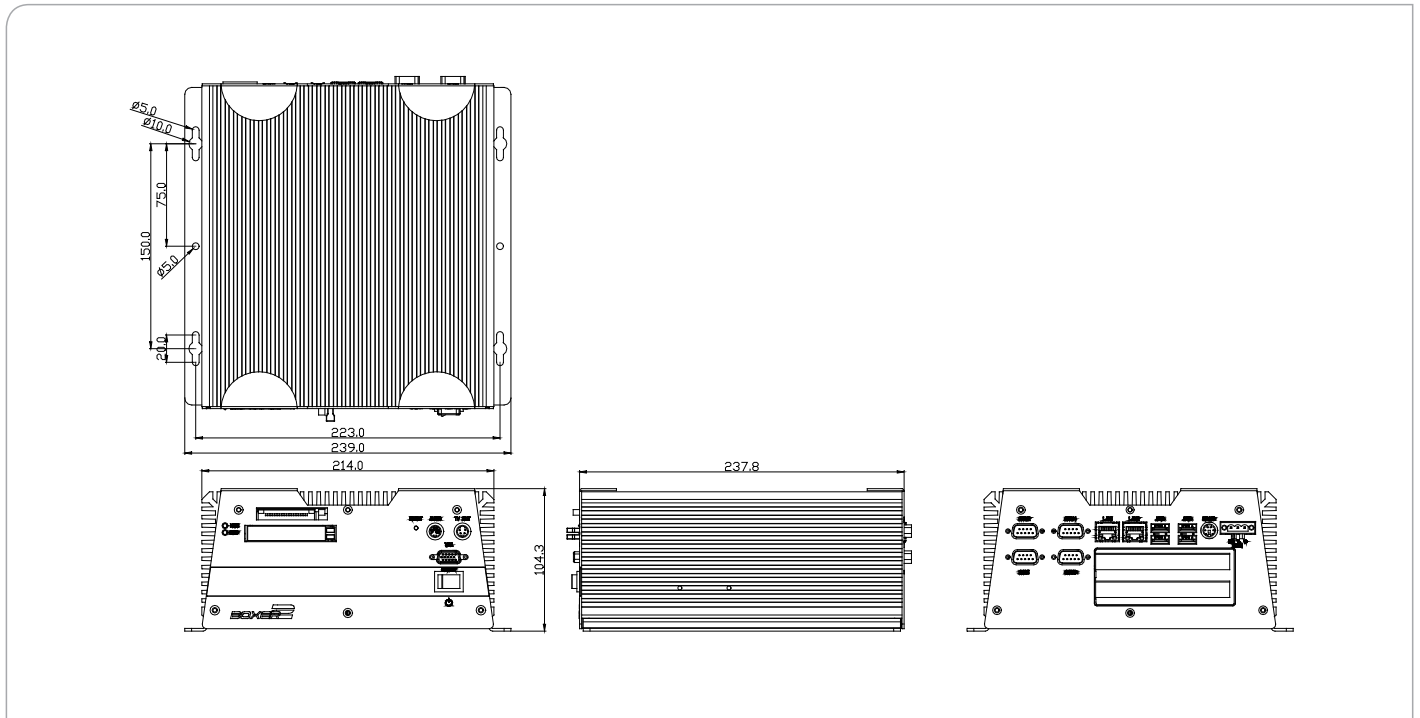
Specifications

System	
Processor	Intel® Core™ 2 Duo Processor
System Memory	DDR II SODIMM x 1, Max. 2 GB
Expansion	PCI-E x 1, PCI x 1, PCMCIA x 2, Mini PCI x 1
VGA/ Keyboard/ Mouse	DB-15 VGA, PS/2 Keyboard & Mouse x 1
Ethernet	10/100/1000Base-TX, RJ-45 x 2
SSD	Type II CompactFlash™ slot x 1
Hard Disk Storage	2.5" Hard Disk Drive Bay (SATA or IDE)
Serial	COM1/3/4: RS-232, COM2: RS-232/422/485 x 1
Audio	Mic-in/ Line-in/ Line-out , requires an extension cable
USB	USB2.0 x 4
System Control	Power on/ off switch x 1, Reset button x 1
LED Indicator	Power LED x 1, Hard Disk Drive active LED x 1
Watchdog Timer	Generates a time-out system reset, setting via software
Power Supply	1. DC Input: Internal DC-DC Converter (Default) Input voltage: 9V DC ~ 30V DC
	2. AC Input: External Power Adapter (Optional) Input voltage: 100V AC ~ 240V AC @ 50 ~ 60Hz
Power Consumption	Intel® Core™ 2 Duo 2.0 GHz (T7200) 3.58A@12V
MTBF (Hours)	40,000
OS Support	Windows® XP, Windows® XP Embedded, Linux
Mechanical	
Construction	Rugged Aluminum Alloy chassis
Color	Mustard
Mounting	Wallmount
Dimension	8.4"(W) x 3.7"(H) x 9.4"(D) (214mm x 94.8mm x 237.8mm)
Carton Dimension	13.2"(W) x 11.6"(H) x 10.2"(D) (336mm x 294mm x 260mm)
Net Weight	12.4 lb (5.63 Kg)
Environmental	
Operating Temperature	5°F ~ 131°F (-15°C ~ 55°C) - Core™ 2 Duo 2.0 GHz (T7200) - CompactFlash™
	5°F ~ 122°F (-15°C ~ 50°C) - Core™ 2 Duo 2.0 GHz (T7200) - Automotive HDD
Storage Temperature	-4°F ~ 158°F (-20°C ~ 70°C)
Storage Humidity	5~90%@40°C, non-condensing
Vibration	5 grms/ 5 ~ 500Hz/ random operation (CompactFlash™)
	1 grms/ 5 ~ 500Hz/ random operation (Internal Hard Disk Drive active Module)
Shock	50 g peak acceleration (11 msec. duration) (CompactFlash™)
	20 g peak acceleration (11 msec. duration) (Hard Disk Drive Module)
EMC	CE/FCC Class A, UL, LVD

AEC-6920

Dimension

Unit: mm



Ordering Information

- **TF-AEC-6920-A1**
Embedded Controller, Core™ 2 Duo 2.0 GHz (T7200), Fanless, 1 PCI-E, 1 PCI, DC9-30V, 512 MB RAM
- **TF-AEC-6920-A2**
Embedded Controller, Core™ 2 Duo 1.6 GHz (T5500), Fanless, 1 PCI-E, 1 PCI, DC9-30V, 512 MB RAM
- **TF-AEC-6920-A3**
Embedded Controller, Celeron® M 1.86 GHz (440), Fanless, 1 PCI-E, 1 PCI, DC 9-30V, 512 MB RAM
- **TF-AEC-6920-A4-1010**
Embedded Controller, Core™ 2 Duo 2.0 GHz (T7200), Fanless, 1 PCI-E, 1 PCI, DC 9-30V, 1 GB RAM
- **TF-AEC-6920-A5-1010**
Embedded Controller, Core™ 2 Duo 1.6 GHz (T5500), Fanless, 1 PCI-E, 1 PCI, DC 9-30V, 1 GB RAM

Optional Accessories

- **1757912001**
AC Adapter (120W), Input AC 100~240V; Output: DC 19V
- **1702031830**
Power Cord (US type)
- **1702031831**
Power Cord (European type)
- **1702031810**
Power Cord (Japanese type)
- **9783204012**
Automotive Hard Disk Drive 40G